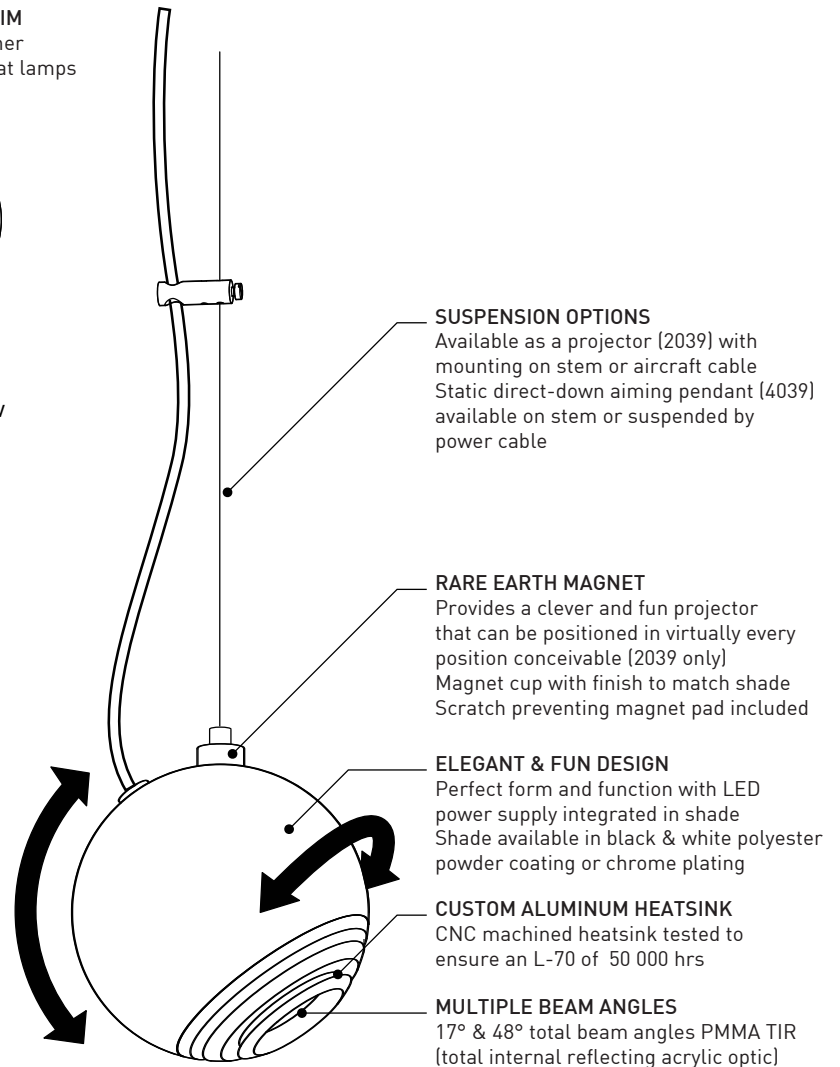
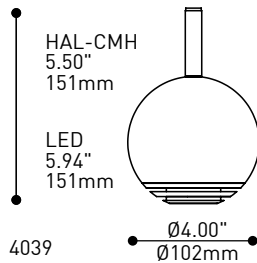
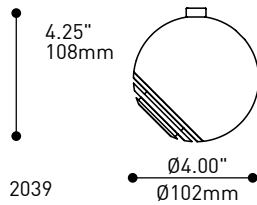
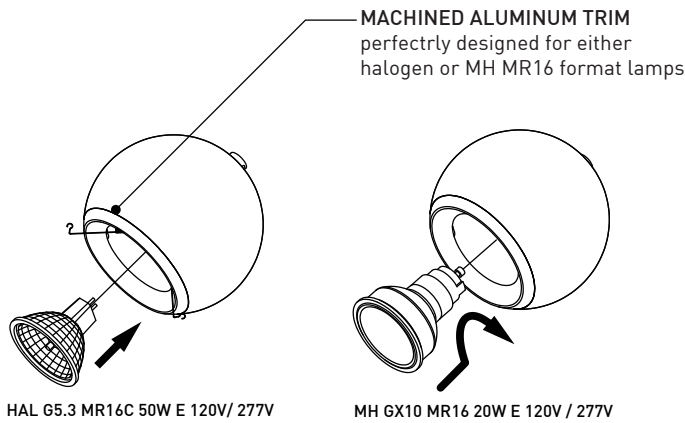






TRACK HEAD OR CEILING SUSPENDED,
Elegant and fun design Machined Aluminium
Trim for MH or MR16, Custom Aluminium
Heat Sink for LED Multiple beam Angle , rare
earth magnet



RECOGNIZED WINNER



SPECIFICATIONS

	LED.4.XX.XX	CMH .MR16.20	MR16C.50
LIGHT SOURCE	4 x Luxeon Rebel ES on MCPCB - total ±4 w	20W, Ceramic Metal Halide MR16	50W MR16 Halogen
MODULE	UL recognized - made in USA		
LUMENS (ESTIMATED)	365 lm (3000K) - 340 lm (4000K)		
CRI	84 CRI (3000K & 4000K)		
MAGNET / CUP	Machined steel cup and rare-earth magnet (9lbs strength) with 0.010" thk UHMW polyethylene glide pad		
HOUSING	Ø4" Progressive Die-formed steel shade with black or white polyester powder coated finish or chrome plating		
HEATSINK / TRIM	Custom designed clear anodized CNC machined aluminium - L70 estimated 50 000 hrs		
LIGHT DISTRIBUTION	Directional projector (2039) or Direct (4039)		
OPTICS	LEDIL TIR - 17° & 48° total beam angle		
VOLTAGE	120V or 277V (not available in LED or with track adaptor)		
DRIVER / CONVERTER	Lightech 350 mA	Hatch Electronic HID ballast	Lightech Elect. Transfo. w/ ELV dimmer
DIMMING	Phase dimming (DP) or 0-10V dimming (DV)	None	
LM-79	In process		
WARRANTY	5 years	2 years	2 years

ROLO 2039

PROJECT PROJÉT
SPEC TYPE
NOTES



OVERALL HEIGHT HAUTEUR HORS TOUT

LIGHT SOURCE	HAL TRACK 1 CIRCUIT	LED TRACK 1 CIRCUIT	LED TRACK 1 CIRCUIT	HAL-LED	LED DIM	CMH ELEC
MOUNTING	2734	2734B	2734F	2401E	2403G	2402G
MODEL	2039 4039	2039 4039	2039 4039	2039 4039	2039 4039	2039 4039
CABLE	67.25" 66.85"	65.60" 66.20"	66.45" 67.70"	65.25" 66.95"	65.75" 67.45"	66.00" 67.25"
STEM	43.65" 42.70"	43.00" 42.05"	44.50" 43.55"	43.30" 42.80"	43.80" 43.30"	44.05" 43.10"

* FOR HAL, SUBSTRACT 0.45"

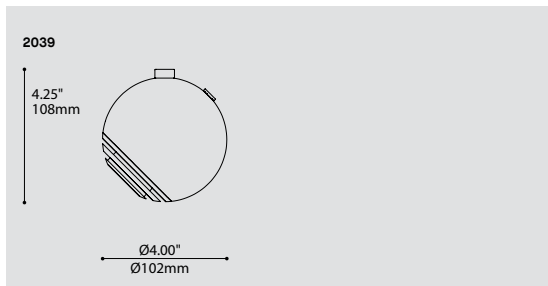
MOUNTING OPTIONS OPTIONS DE MONTAGE

2734	2734B	2734F	2401E	2403G	2402G
3.85" x 2.03"	1.46" x 1.36"	7.25" x 1.70"	Ø4.50" x 1.00"	Ø4.50" x 1.50"	Ø5.25" x 1.75"
98 x 52mm	37 x 35mm	37 x 35mm	Ø114 x 25mm	Ø114 x 38mm	Ø133 x 44mm

* OVERALL HEIGHT DOES NOT INCLUDE TRACK THICKNESS

STEM OR CABLE OPTIONS OPTIONS DE TIGE OU CABLE

STEM STD 36" 914mm	AC CABLE STD 60" 1523mm	CABLE STD 60" 1523mm



ORDERING SPECIFICATION SPÉCIFICATION DE COMMANDE

MODEL MODÈLE	2039	CODE	2039
LIGHT SOURCE SOURCE LUMINEUSE	(WATTAGE, LAMP TYPE, LAMP FORM, BASE TYPE, OTHER INFO)		
CMH.MR16.20*		20W, CMH, MR16, GX10 BASE (ANSI M156)	
MR16C.50		50W, HAL, MR16C, GU5.3 BASE	
LED.4.30.17		4W, LED 3000K (WARM), 17°	
LED.4.30.48		4W, LED 3000K (WARM), 48°	
LED.4.40.17		4W, LED 4000K (NEUTRAL), 17°	
LED.4.40.48		4W, LED 4000K (NEUTRAL), 48°	
		*NOT AVAILABLE WITH A TRACK ADAPTOR	
VOLTAGE VOLTAGE			
120V	120 VOLT		
277V*	277 VOLT		
		*NOT AVAILABLE WITH A TRACK ADAPTOR	
DIMMING OPTION OPTION DE GRADATION			
FOR LED ONLY			
DV*	0-10V DIMMING (120-277V)		
DP	PHASE DIMMING (120V ONLY)		
		*NOT AVAILABLE WITH A TRACK ADAPTOR	
STEM TIGE			
S10	3/8" (10MM) STEM, NOT FIELD ADJUSTABLE		
AC	AIRCRAFT MOUNTING & CLEAR CABLE, FIELD ADJUSTABLE		
STEM OR CABLE LENGTH LONGUEUR DE TIGE OU CABLE			
36	36" STEM (STD LENGTH)		
60	60" AIRCRAFT CABLE (STD LENGTH)		
**	CUSTOM STEM LENGTH (PLEASE SPECIFY)*		
**	CUSTOM AIRCRAFT CABLE & CABLE LENGTH (PLEASE SPECIFY)		
	FOR OVERALL LENGTH PLEASE CONTACT YOUR EUREKA REPRESENTATIVE		
MOUNTING MONTAGE			
RC		ROUND CANOPY / PAVILLON ROND FOR HAL & LED: 1" CANOPY (2401E) FOR ELECTRONIC CMH: 1.75" CANOPY (2402G) FOR DIMMING LED: 1.50" CANOPY (2403G)	
TA1		TRACK ADAPTOR / ADAPTATEUR DE RAIL 1 CIRCUIT HAL 120/12V ADAPTOR (2734) LED 120V ADAPTOR (2734B) LED DIMMING 120V ADAPTOR (2734F)	
MOUNTING OPTION OPTION DE MONTAGE			
SCA*	SLOPE CEILING ADAPTOR / ADAPTATEUR DE PLAFOND EN PENTE (ROTATION: 350°, PIVOT: 90°) *ONLY AVAILABLE WITH A STEM		
TRACK ADAPTOR FINISH FINI ADAPTATEUR DE RAIL ^(A)			
WH	WHITE		
BLK	BLACK		
M G	METALLIC GRAY		
	^(A) FILL IN IF A TRACK ADAPTOR IS SELECTED, OTHERWISE LEAVE EMPTY		
STRUCTURE FINISH FINI STRUCTURE ^(B)			
BLK	BLACK		
CHR	CHROME		
WH	WHITE		
	^(B) INCLUDE CANOPY FINISH IF A CANOPY IS SELECTED		
HEATSINK FINISH FINI RADIATEUR	SAA		
SAA	SATIN ALUMINUM ANODIZED		


PRODUCT CHARACTERISTICS CARACTÉRISTIQUES DU PRODUIT



DESIGN:	Fun and innovative, the infinitely positionable ball shaped projector rotates about a rare-earth magnet (2039 only).
LIGHT SOURCE:	4W LED in 3000K (Warm white) or 4000K (Neutral white); other projector sources also available.
STRUCTURE:	CNC machined aluminum heatsink with clear satin anodized finish.
OPTIC:	LED with 17° or 48° beam angle multi-lens.
CERTIFIED:	c-CSA-us, c-UL-us

ROLO

Ceiling Suspended Lighting Facts Label

LED  Eureka Lighting

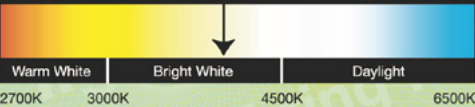
lighting facts[®]

A Program of the U.S. DOE

Light Output (Lumens)	340
Watts	5
Lumens per Watt (Efficacy)	68

Color Accuracy	84
Color Rendering Index (CRI)	

Light Color
Correlated Color Temperature (CCT) **4000 (Bright White)**



Warm White Bright White Daylight

2700K 3000K 4500K 6500K

Warranty**	Yes
------------	-----

All results, except LED Lumen Maintenance, are according to IESNA LM-79-2008:
Approved Method for the Electrical and Photometric Testing of Solid-State Lighting.
The U.S. Department of Energy (DOE) verifies product test data and results.

**** See www.lightingfacts.com/products for details.**

Registration Number: VEL3-TA,IPVC (8/9/2012)
Model Number: 2039 / 4039
Type: Surface-mounted fixture (other)